

\\ Learning with Meri and Hari /

# The Guide to Tokyo's FY2023 Budget Proposal

All you need is  
just 5 minutes!

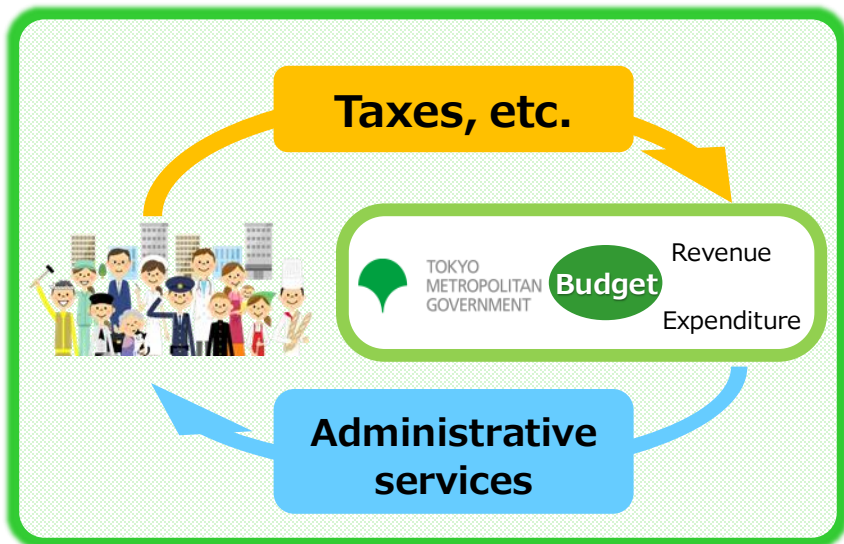
Meri



Hari



# What is Tokyo's budget?



The estimated revenues and expenditures for one fiscal year are compiled in a budget. The Tokyo Metropolitan Government (TMG) uses the taxes paid by the residents of Tokyo to provide administrative services, including disaster prevention and welfare measures.



I see.

It's like an annual business plan!



# How big is the budget?

About the same size as some national budgets: **16.1 trillion yen**

Account Type	FY2023 Budget	Remarks
<b>Total accounts</b>	<b>JPY 16.1T</b>	
<b>General account</b>	<b>JPY 8.0T</b>	For administrative services such as disaster prevention and welfare measures, based on taxes
Special accounts	JPY 6.3T	For specific objectives such as management of metropolitan housing
Public enterprise accounts	JPY 1.8T	For water supply and sewerage and other enterprises managed by the TMG

Compared to, for example,



Austria's budget 16.3 trillion yen




Sweden's budget 15.0 trillion yen

The general account budget, which is mainly prepared from taxes, is now **8 trillion** yen. Next, let's take a look at **the overall picture**.



# Budget overview



## Budget size

General account total expenditures

**8.0410 trillion yen**

(+240 billion yen, +3.1%)



## General expenditures

Policy related spending

**5.9354 trillion yen**

(+94.7 billion yen, +1.6%)



## Tax revenue

The TMG tax revenue amount, including corporate inhabitant and enterprise taxes, and fixed asset tax

**6.2010 trillion yen**

(+570.2 billion yen, +10.1%)



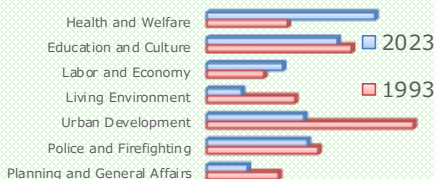
So, the FY2023 budget has become **the largest ever**. Where is all that money going?

# for FY2023

※The numbers in brackets ( ) are the changes from the FY2022 budget.

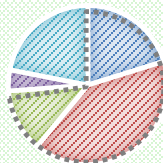
- **The largest budget ever with 615 new projects**

## Budget per Tokyo resident



- **Increase of 94.7 billion yen** due to an increase in measures to realize a society that places children first, etc. (an increase of 453.2 billion yen excluding anti-Covid measures)

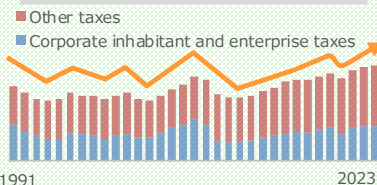
## Breakdown General expenditures



- Salary-related expenses
- Other ordinary expenses
- Investment expenses
- Expenses for public bonds
- Tax-related expenses, etc.

- **Increase of about 570 billion yen** mainly due to increases in corporate inhabitant and enterprise taxes from a recovery in business revenues

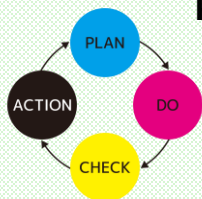
## Changes in metropolitan tax revenue



**A main focus** of the budget is measures to make **Tokyo a city where children are happy and vibrant.**



# What approaches are taken



## Promotion of policy and project review

Initiatives to bolster the reorganization of measures

✓ Policy review

**11 policy groups**

(89 projects in total)

✓ Project review

**1,436 reviews**

**114.1 billion yen**

\* Policy review: Published policy reviews

\* Project review: Published project reviews (top), Amount of finances secured (bottom)



## Utilization of funds

Money is set aside in funds for future expenditure increases and other needs

✓ Balance of funds (\*): **1.7288 trillion yen**, including **1.0046 trillion yen** from the funds to achieve the "three cities" (safe city, smart city, diverse city)

\*Based on the ordinary account



## Utilization of TMG Bonds

To adjust financial resources between fiscal years and strive for intergenerational equity

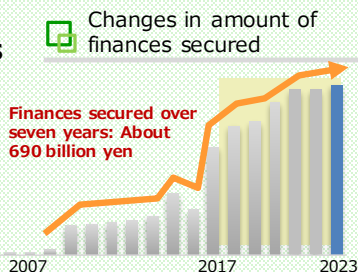
✓ TMG bonds issued: **290.8 billion yen**  
Of which ESG bonds issued are about **100 billion yen**

It's a budget to advance Tokyo's steps toward a sustainable future! But it seems like that will take a lot of money. **How does Tokyo secure its fiscal resources?**

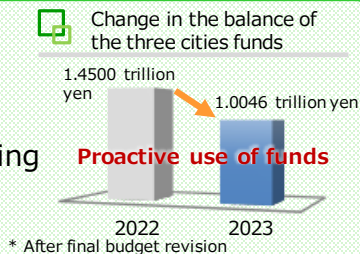
# in budget compilation?

- **Boost the renewal of policies**

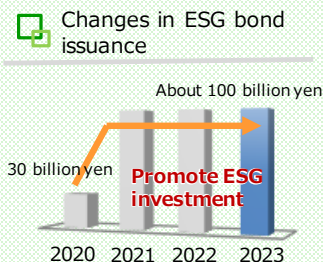
such as through an integrated review of the directionality of measures as a whole and each project.



- **The three cities funds will be proactively used** to steadily promote initiatives such as building the resilience of the city, etc.



- While suppressing the issuance of TMG bonds and reducing the balance, realization of the SDGs will be supported by issuing about **the same amount of ESG bonds as in the previous fiscal year.**



That's done through various approaches in fiscal management, such as bolstering the reorganization of measures and utilizing funds and TMG bonds.



# Eight Pillars of the FY2023 Budget

In order to upgrade measures in all fields and ensure that Tokyo continues to evolve into a radiant city, key measures are arranged under eight pillars.

A city full of the smiles of children

Human resource development to heighten and draw out the power of people

An inclusive society where everyone can embrace their individuality and lead vibrant lives


A financial, economic, and cultural hub that is the world's city of choice

The world's safest, most secure and resilient city


Realization of carbon-neutral society

Promotion of  $\approx$ Smart Tokyo  $\approx$  and  $\approx$ SHIN-TOSEI  $\approx$  (structural reform of the TMG)

Promotion of the Tama area and Tokyo islands



Can you tell me what specific projects will be undertaken?



Okay, let's take a look at each of these **eight pillars to check out some specific projects included in the budget.**



# A city full of the smiles of children

JPY **486.3** bn

Through seamless support to ensure the healthy growth of children, Tokyo will become a city where children come first.



## Key new and expanded projects

- Match making support project
- “018 Support” benefits for children ages 0-18 and free daycare for the second child
- Studies on providing support for egg freezing

etc.



# Human resource development to heighten and draw out the power of people

JPY **289.4** bn

By raising talent who will shape the future, we will realize a city where individuals take center stage and people shine.



## Key new and expanded projects

- Overseas exchange program for metropolitan high school students
- Reskilling support for a broad range of generations
- Project to support a balance between life events and work, such as through skill enhancement

etc.



# An inclusive society where everyone can embrace their individuality and lead vibrant lives

JPY **201.5** bn

Realizing a society where people support and accept each other, Tokyo will become a city where everyone can be active and vibrant.



## Key new and expanded projects

- Providing support for the use of digital technology to enhance the QOL of senior citizens
- Enhancing support for children requiring medical care and their families
- Project to enhance wellness for working women



A financial, economic, and cultural hub that is the world's city of choice

JPY **1.0067** tn

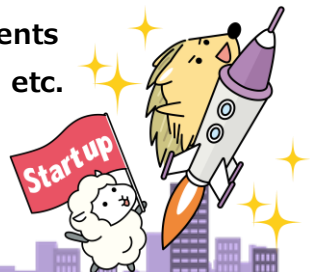
We will draw people to Tokyo by uncovering new attractions of the city, drive the world's economy, and realize a convenient and comfortable city.



Key new and expanded projects

- Strategically implementing SusHi Tech Tokyo
- Realizing a Tokyo where startups thrive
- Rolling out projection mapping events

etc.



# The world's safest, most secure and resilient city

JPY **446.4** bn

We will realize a resilient city that can protect the lives and livelihoods of residents from typhoons and storms that are increasing in intensity and frequency, and from the pressing risk of a massive earthquake.



## Key new and expanded projects

- Promotion of earthquake preparedness taking the occasion of the centennial of the Great Kanto Earthquake
- Promoting the removal of utility poles
- Constructing new regulating reservoirs  
etc.



# Realization of carbon-neutral society

JPY **182.2** bn

By having society as a whole accelerate HTT (save, generate, and store electricity), we will halve carbon emissions by 2030.



## Key new and expanded projects

- Providing support for the smooth implementation of the amended Environmental Security Ordinance
- Project to support the introduction of energy saving equipment and improved operations to achieve zero emissions
- Project for installation of PV systems in facilities owned by the TMG

etc.





Promotion of “Smart Tokyo” and  
“SHIN-TOSEI” (structural reform  
of the TMG)

JPY **112.6** bn

JPY **60.1** bn

\* Includes some duplication (JPY 37.1 bn)

The quality of Tokyo’s administrative services will be enhanced through the realization of a “connected Tokyo” where everyone can access digital services , and structural reform leveraging digital technology.



Key new and  
expanded projects

- Establishing a new organization, GovTech Tokyo
- Project to promote data linkage and utilization
- Opening a base for experiencing digital contents

etc.



# Promotion of the Tama area and Tokyo islands

JPY **252.1** bn

In order to raise the vitality and appeal of the Tama and Tokyo islands and achieve sustainable development, we will promote initiatives that leverage the resources and unique characteristics of the communities.



## Key new and expanded projects

- Holding events to commemorate the 130th anniversary of the Tama area coming under Tokyo's jurisdiction
- Providing support for relocating to live in the Tokyo islands or mountain villages
- Project to promote Tama and Tokyo islands adventure tourism





# Reference: Revenues and Expenditures (General Account)

## Revenues

Category	F Y 2 0 2 3	F Y 2 0 2 2	Difference
Metropolitan taxes	<b>6,201</b> bn	<b>5,631</b> bn	<b>570</b> bn
Local transfer taxes	<b>67</b> bn	<b>49</b> bn	<b>18</b> bn
National treasury disbursements	<b>388</b> bn	<b>742</b> bn	— <b>354</b> bn
Funds transfers	<b>502</b> bn	<b>567</b> bn	— <b>66</b> bn
TMG bonds	<b>291</b> bn	<b>295</b> bn	— <b>4</b> bn
Other revenues	<b>592</b> bn	<b>517</b> bn	<b>75</b> bn
<b>Total</b>	<b>8,041</b> bn	<b>7,801</b> bn	<b>240</b> bn

## Expenditures

Category	F Y 2 0 2 3	F Y 2 0 2 2	Difference
General expenditures	<b>5,935</b> bn	<b>5,841</b> bn	<b>95</b> bn
Ordinary expenditures	<b>4,908</b> bn	<b>4,863</b> bn	<b>45</b> bn
Salary-related expenses	<b>1,624</b> bn	<b>1,619</b> bn	<b>5</b> bn
Other ordinary expenditures	<b>3,284</b> bn	<b>3,244</b> bn	<b>40</b> bn
Investment expenses	<b>1,028</b> bn	<b>978</b> bn	<b>50</b> bn
Expenses for public bonds	<b>344</b> bn	<b>346</b> bn	— <b>1</b> bn
Tax-related expenses, etc.	<b>1,761</b> bn	<b>1,615</b> bn	<b>147</b> bn
<b>Total</b>	<b>8,041</b> bn	<b>7,801</b> bn	<b>240</b> bn

\*Tabulated figures are rounded to the nearest billion. **16**

## Reference: Breakdown by Categories (General Account)

**FY2023 budget by category, assuming that  
the total budget is 10,000 yen**

Category	Breakdown of 10,000 yen
Health and Welfare e.g., measures to address the falling birthrate and the graying population	<b>1,913</b> yen
Education and Culture e.g., the enhancement of school education	<b>1,490</b> yen
Labor and Economy e.g., revitalization of industry	<b>866</b> yen
Living Environment e.g., waste management	<b>399</b> yen
Urban Development e.g., road development	<b>1,108</b> yen
Police and Firefighting e.g., police and fire fighting activities	<b>1,146</b> yen
Planning and General Affairs e.g., staff training and welfare	<b>459</b> yen
Public Bonds e.g., principal and interest redemption of TMG Bonds	<b>428</b> yen
Tax-related Expenses, etc. e.g., subsidies to municipalities	<b>2,191</b> yen
<b>Total</b>	<b>10,000</b> yen

※ Figures are rounded off to the nearest one yen.

I think I now understand Tokyo's budget. While using a lot of ingenuity, Tokyo is advancing efforts to become an even better city!



That's right, Hari! Tokyo has to keep on firmly managing its finances. And it's not just for us, but for the future of our children!

That's so true! Now, I want to learn more about what other initiatives Tokyo is taking!



Hari, you're so earnest! I really admire that in you. You can find more information on the TMG website.  
[Check here](#)

※ All works in this brochure (text, photos, illustrations, etc.) are subject to protection under copyright law. With the exception of cases that do not require the permission of the copyright owner under copyright law, none of the works can be duplicated or reproduced without permission.